



### District Report Card: 2017


<b>State:</b> Arunachal Pradesh	<b>District:</b> Lower Dibang Valley
<b>Class:</b> 5	<b>Subject:</b> Language
<b>Schools:</b> 42	<b>Students:</b> 699


### Participation/Coverage


#### Students

<div>GENDER</div> <div></div>	Boys				Girls			
	Number		%		Number		%	
	362		51.79		337		48.21	

<div>AREA</div> <div></div>	Rural				Urban			
	Number		%		Number		%	
	538		76.97		161		23.03	

<div>CATEGORY</div> <div></div>	SC		ST		OBC		GEN	
	Number	%	Number	%	Number	%	Number	%
	0	0.00	242	34.62	0	0.00	457	65.38

<div>CWSN</div> <div></div>	LD	VI	HI	S&LD	ID	Oth
	0	0	0	0	0	0

<div>Management</div> <div></div>	Government			Government-aided		
	Number		%	Number		%
	669		95.71	30		4.29

### Average Performance of Students in Language (%)

Overall	Gender		Area		Management		Social Group			
	Male	Female	Rural	Urban	Govt.	Aided	SC	ST	OBC	GEN
<b>33.37</b>	<b>32.89</b>	<b>33.89</b>	<b>32.57</b>	<b>36.07</b>	<b>31.65</b>	<b>71.78</b>	<b>0.00</b>	<b>39.12</b>	<b>0.00</b>	<b>30.33</b>

## Performance on Learning Outcomes (LOs)

Learning Outcomes	Description	Average Performance(%)
L504	Reads and comprehends independently storybooks, news items/ headlines, advertisements etc.	31.87
L508	Reads text with comprehension, locates details and sequence of events	34.12

Range of Performance of Students who Answered Correctly							
Below 30%		30% - 50%		50% - 75%		Above 75%	
Number	%	Number	%	Number	%	Number	%
359	51.36	239	34.19	65	9.30	36	5.15

## Lowest Performing Learning Outcomes (LOs)

- 1 - Reads and comprehends independently storybooks, news items/ headlines, advertisements etc. (31.87)
- 2 - Reads text with comprehension, locates details and sequence of events (34.12)